


Poem 100



The Poem 100 is a Surface/Suspended luminaire with minimal height of 38mm. The Poem 100 can be supplied in continuous lengths of 70mm increments. Each continuous module is driven by its own remote driver and emergency pack (if applicable) and therefore only a mechanical connection is required when linking to the next module.

The Poem 100 is supplied with the latest generation LED boards and programable driver allowing the luminaire to have a tuneable lumen output range from 500 to 7000lm.

The Poem 100 is available in a maximum single run length of 2958mm before multiple modules are used to create longer lengths.

Product

Poem 100	POM/100
----------	---------

Diffuser Option

Opal	/F1
Prismatic	/P1

Module Type

Standalone	0
Start	1
Middle	2
End	3
Custom Shape	/CS

Lumen Output

See table matrix	/****
------------------	-------

Length*

574mm to 2954mm (*See table matrix)	/****
-------------------------------------	-------

Colour Temperature

3000K	/3K
4000K	/4K
6500K	/6K
Tunable White	/TW

Standard Colours*

Traffic White	RAL9016
Pure White	RAL9010
Jet Black	RAL9005
*Other colours available upon special request	

Dimming

Fixed output as default	
DALI dimming	-DA
Switch dim/Touch dim	-TD
Casambi dimming	-CA

Mounting

Surface mounted as default	
Suspended - 2.0m suspension kit (adjustable)	-S

Sensor

PIR & Daylight	-S1
Smart Mesh, PIR & Daylight	-S2

Emergency

No emergency facility as default	
3 hour internal pack	-E1
3 hour internal pack with self-test function	-E2
3 hour integral pack with DALI reporting function	-E3

Standalone Length (mm)	Start/End Length (mm)	Middle Length (mm)	Lumen Outputs (lm) (Based on Prism 250mA)	Wattage (W) (Based on Prism 250mA)	Performance (lm/cW) (Based on Prism 250mA)
574	567	560	970	7.30	132.95
644	637	630	1090	8.21	132.80
714	707	700	1210	9.12	132.68
784	777	770	1330	10.03	132.58
854	847	840	1450	10.94	132.49
924	917	910	1570	11.86	132.42
994	987	980	1690	12.77	132.36
1064	1057	1050	1810	13.68	132.31
1134	1127	1120	1930	14.59	132.26
1204	1197	1190	2050	15.50	132.22
1274	1267	1260	2170	16.42	132.19
1344	1337	1330	2290	17.33	132.16
1414	1407	1400	2410	18.24	132.13
1484	1477	1470	2530	19.15	132.10
1554	1547	1540	2650	20.06	132.08
1624	1617	1610	2770	20.98	132.06
1694	1687	1680	2890	21.89	132.04
1764	1757	1750	3007	22.80	131.89
1834	1827	1820	3130	23.71	132.00
1904	1897	1890	3250	24.62	131.99
1974	1967	1960	3370	25.54	131.97
2044	2037	2030	3490	26.45	131.96
2114	2107	2100	3610	27.36	131.94
2184	2177	2170	3730	28.27	131.93
2254	2247	2240	3850	29.18	131.92
2324	2317	2310	3970	30.10	131.91
2394	2387	2380	4090	31.01	131.90
2464	2457	2450	4210	31.92	131.89
2534	2527	2520	4340	32.83	132.19
2604	2597	2590	4460	33.74	132.17
2674	2667	2660	4580	34.66	132.16
2744	2737	2730	4700	35.57	132.14
2814	2807	2800	4820	36.48	132.13
2884	2877	2870	4940	37.39	132.11
2954	2947	2940	5060	38.30	132.10

Lighting Data

CCT	3000K 4000K 6500K
Light Source	SMD
SDCM	3
Longevity (L70/B10)	70,000 Hours
Colour Rendering (CRI)	80
UGR	<19.0

Technical Data

IP Rating	IP20
Construction	Aluminium Body Polycarbonate Diffuser
Mounting Method	Surface 2m Suspended
Protective class	SELV
Warranty	5 Years
Certification	UKCA, CE, ROHS

Electrical Data

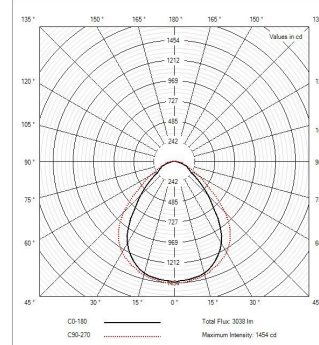
Rated Supply Voltage	220–240 V
AC Voltage Range	198–264 V
Mains Frequency	50/60 Hz
Output LF current ripple @ 2KHz (Flicker)	<4%
Overvoltage Protection	320 V
In-rush Current	20.9 A
THD	<10%
Power Factor	98%
Parasitic Load	1.25W
Operating Temperature	-25 +60 °C

Emergency Data

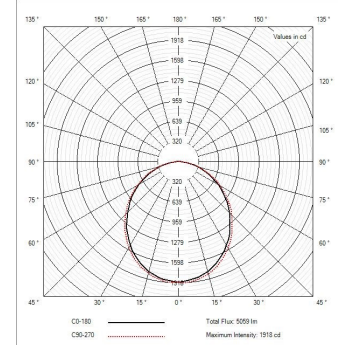
Emergency Duration	3 Hours
Recharge Period	24 Hours
Battery Type	LiFePO4 (Lithium Iron Phosphate)
Battery Pack	3 x 3.2V 1.5Ah
Parasitic Load	1.2W
Operating Temperature	0–60 °C
Power Efficiency	95%
Certification	UKCA, CE, ROHS

Standard Photometry

Prism P1



Opal F1



Dimensions

Fixing Centres	500mm centres
Dimensions	100 x 38mm profile section 574mm to 2954mm profile length
Weight	4.8 kg/m

